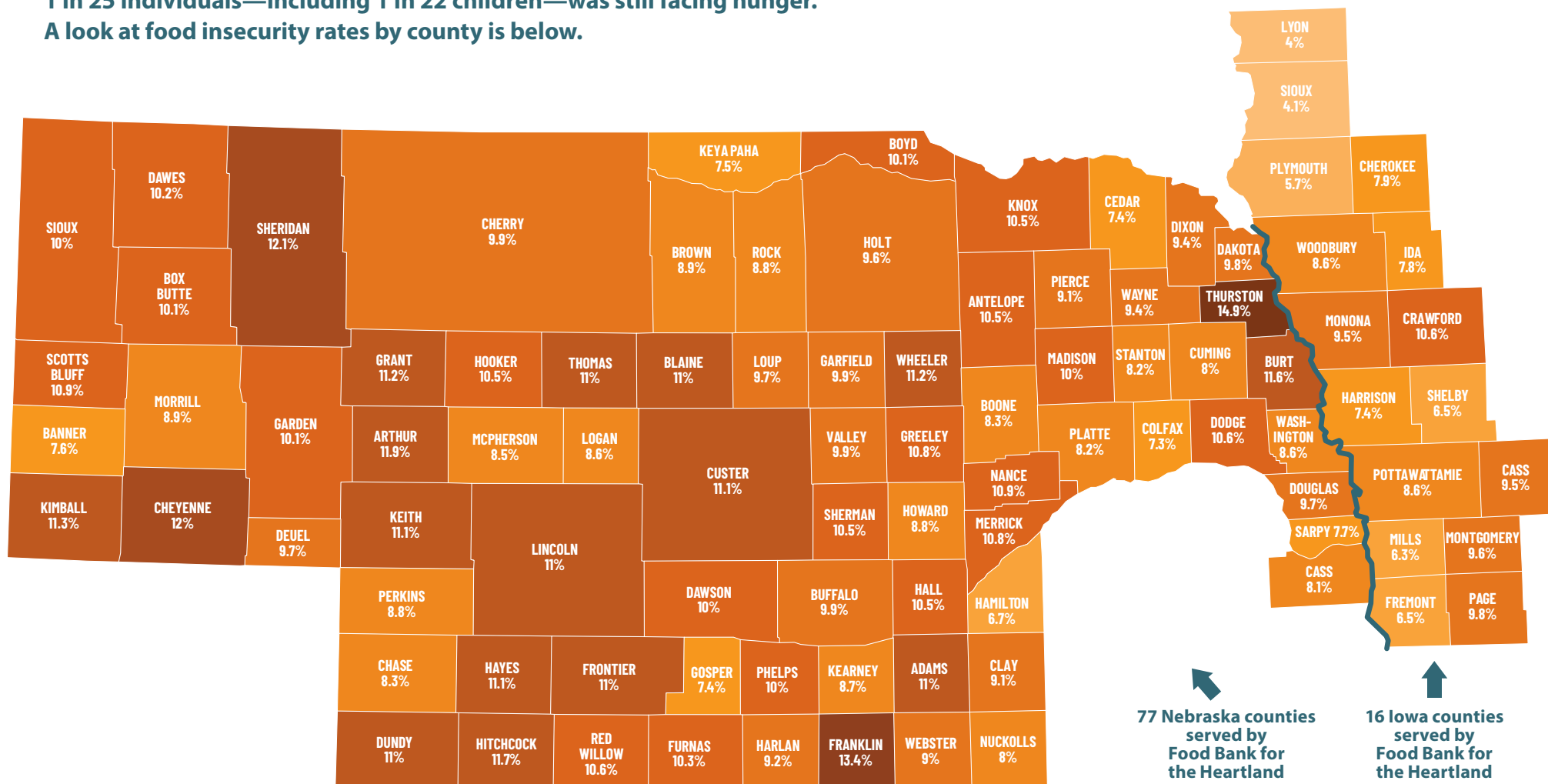


HUNGER EXISTS IN ALL 93 COUNTIES SERVED BY FOOD BANK FOR THE HEARTLAND · 2023 REPORT



According to Feeding America's 2023 report, 171,970 people in Food Bank for the Heartland's service area were experiencing food insecurity, including 1 in 9 children. In Lyon County, Iowa, where the overall food insecurity rate was the lowest in our service area, 1 in 25 individuals—including 1 in 22 children—was still facing hunger. A look at food insecurity rates by county is below.

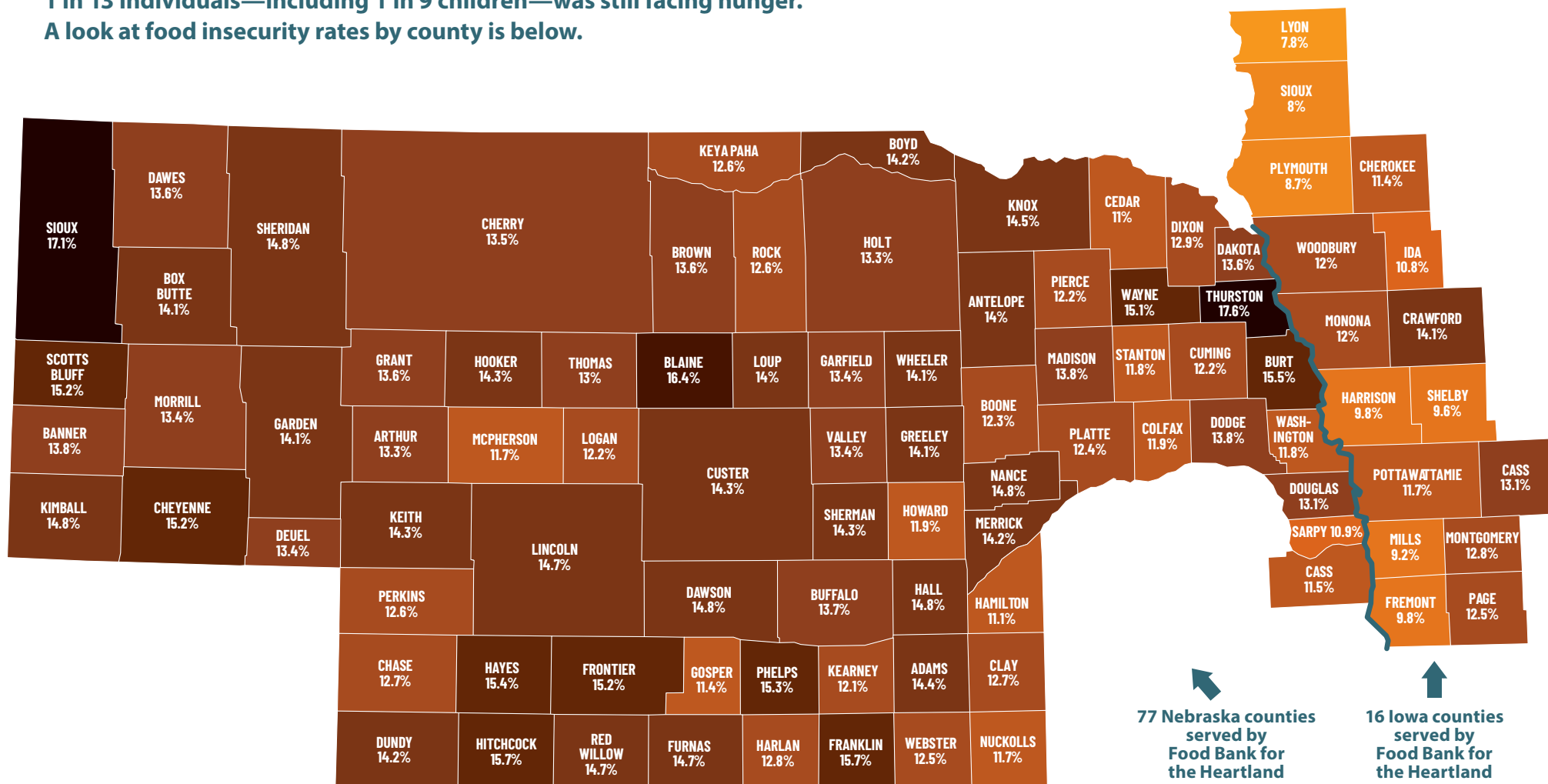


HUNGER EXISTS IN ALL 93 COUNTIES SERVED BY FOOD BANK FOR THE HEARTLAND · 2024 REPORT



According to Feeding America's 2024 report, 238,670 people in Food Bank for the Heartland's service area are now experiencing food insecurity, including 1 in 5 children. In Lyon County, Iowa, where the overall food insecurity rate was the lowest in our service area, 1 in 13 individuals—including 1 in 9 children—was still facing hunger.

A look at food insecurity rates by county is below.



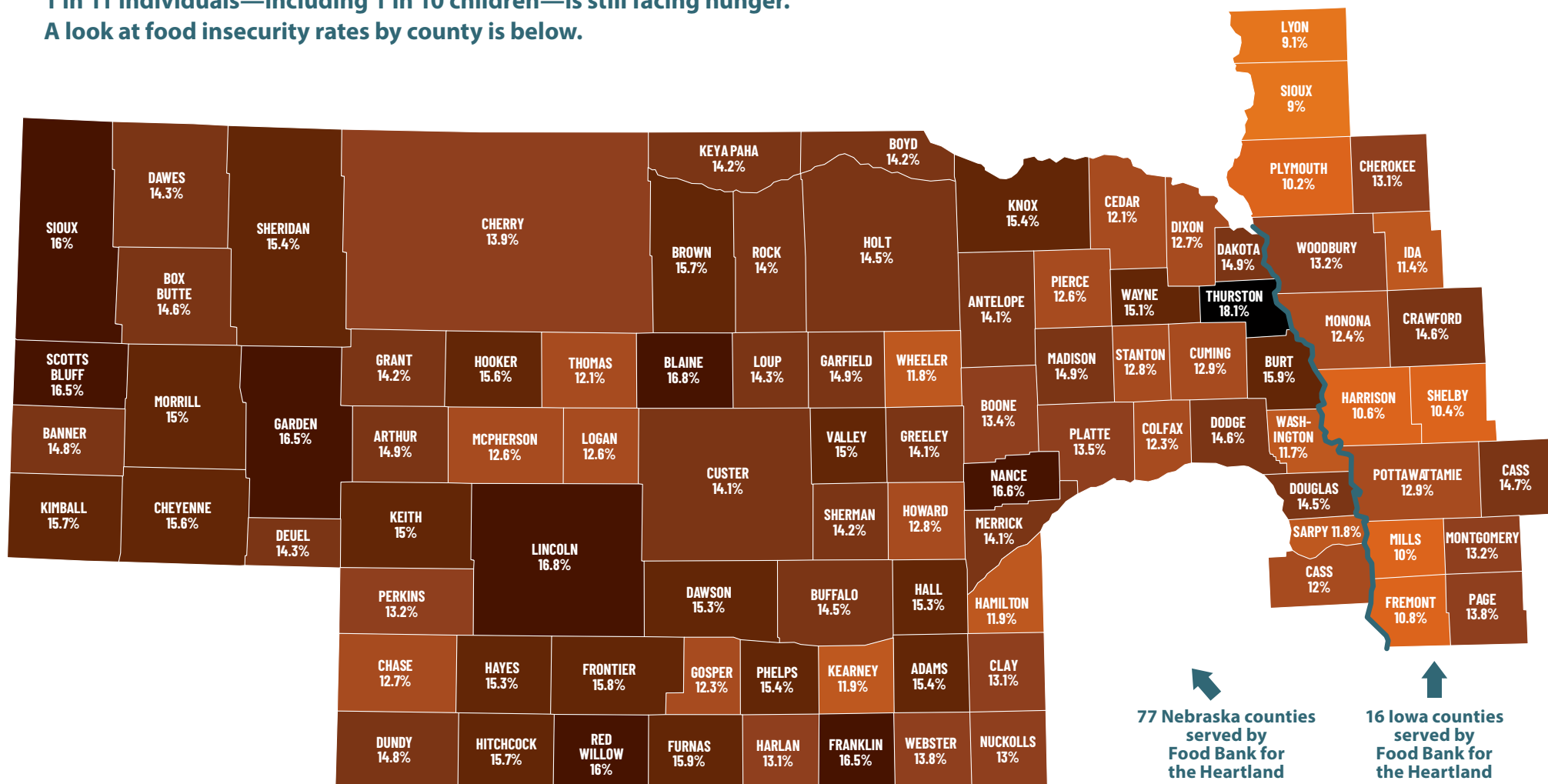
Food Insecurity Rates

7% 8% 9% 10% 11% 12% 13% 14% 15% 16% 17%

HUNGER EXISTS IN ALL 93 COUNTIES SERVED BY FOOD BANK FOR THE HEARTLAND · 2025 REPORT



According to Feeding America's 2025 report, 259,060 people in Food Bank for the Heartland's service area are now experiencing food insecurity, including 1 in 5 children. In Sioux County, Iowa, where the overall food insecurity rate is the lowest in our service area, 1 in 11 individuals—including 1 in 10 children—is still facing hunger. A look at food insecurity rates by county is below.



Food Insecurity Rates



2025 FOOD BANK FOR THE HEARTLAND PROFILE: SERVING 93 COUNTIES IN NEBRASKA AND WESTERN IOWA



According to Feeding America, 259,060 people across Food Bank for the Heartland’s service area are now experiencing food insecurity, including 87,860 children.

Total population: 1,883,810 · Child population: 472,063
Food insecurity rates:



ALL INDIVIDUALS:
1 IN 7 · 13.8%

(UP 8.7% FROM PREVIOUS YEAR)



CHILDREN:
1 IN 5 · 18.6%

(UP 1.6% FROM PREVIOUS YEAR)



HISPANIC INDIVIDUALS:
1 IN 3 · 29%

(UP 11.5% FROM PREVIOUS YEAR)



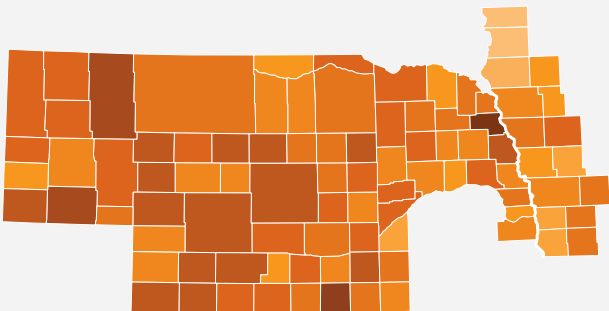
BLACK INDIVIDUALS:
1 IN 3 · 37%

(UP 5.7% FROM PREVIOUS YEAR)

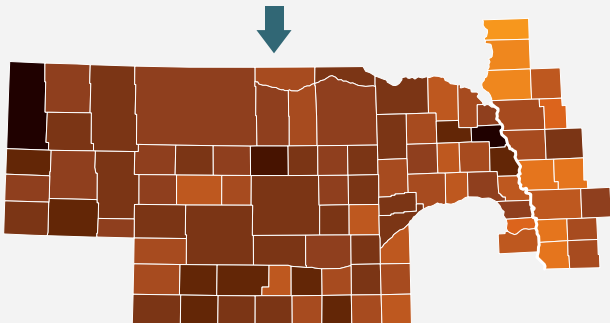


Food Bank for the Heartland works with more than **500 Network Partners**, including pantries, mobile pantries, schools, churches, emergency shelters, and other non-profit organizations to ensure consistent access to nutritious food. Network Partners play an integral role in assisting neighbors experiencing food insecurity. In FY 2024, the Food Bank distributed nearly **25 million meals** through our partners and programs.

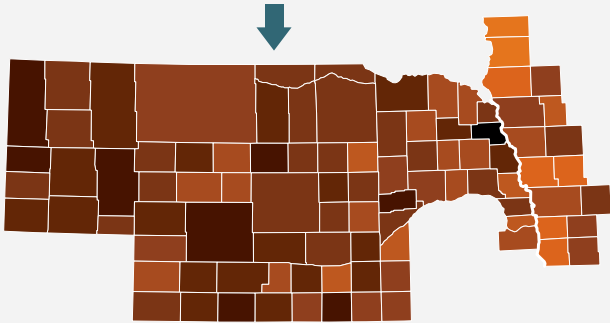
Food insecurity is on the rise across the Heartland.



OVERALL RATE FROM
2023 REPORT
9.2%



OVERALL RATE FROM
2024 REPORT
12.7%



OVERALL RATE FROM
2025 REPORT
13.8%

Food Insecurity Rates

4% 5% 6% 7% 8% 9% 10% 11% 12% 13% 14% 15% 16% 17% 18%

File updated:
May 14, 2025